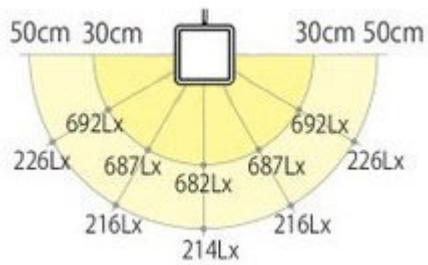


## QUADRA LED Task Light

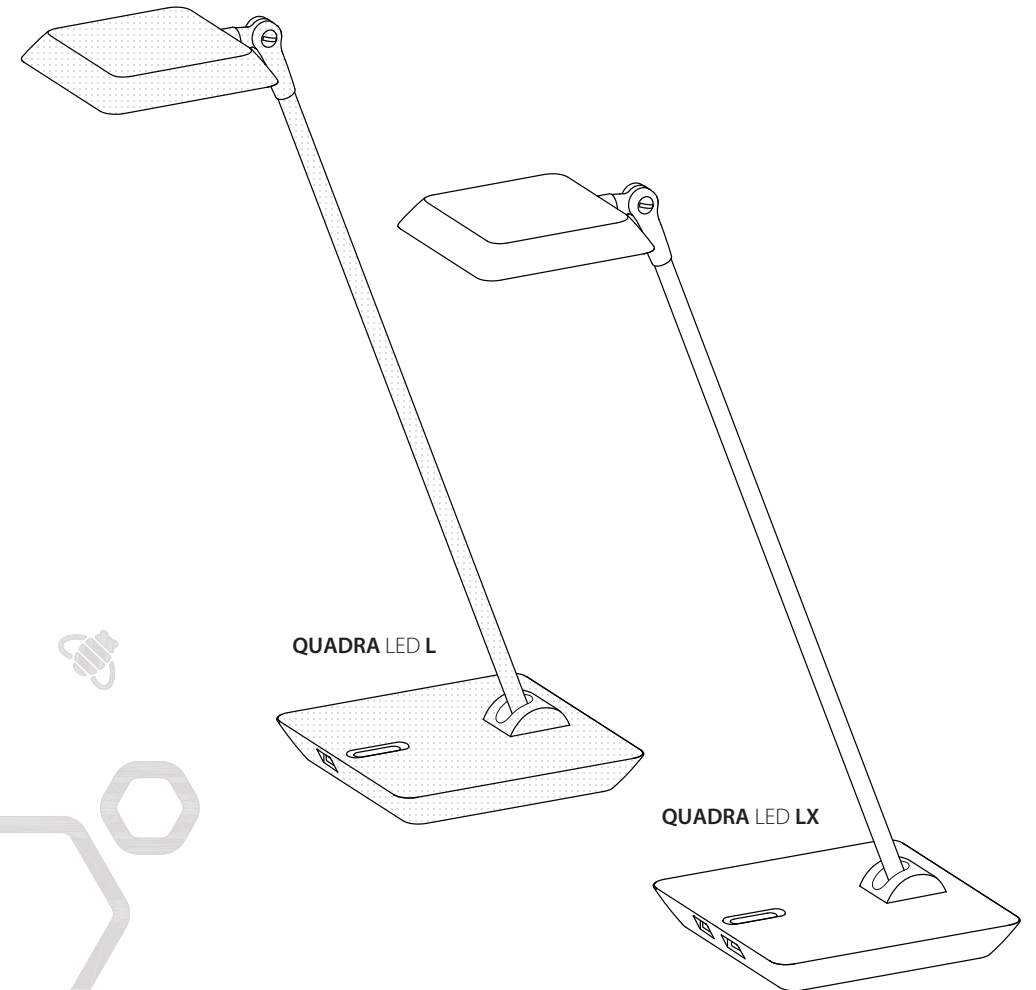
### Directional Light Distribution



QUADRA LED Task Light Warranty: 25 years (100,000hr) on LED PCB, 25 years on arm & base, 5 years on electronic LED power unit.

Model Numbers include: LT QUAD 00 L0 000005 BK, LT QUAD 00 L0 000006 WT, LT QUAD 00 LX 000007 BK, LT QUAD LX 000008 WT.

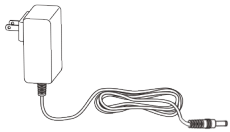
Visit our website for purchasing additional products, maintenance, warranty information, and to find the latest news from HOME Office Complete: [www.homeofficecomplete.com](http://www.homeofficecomplete.com)



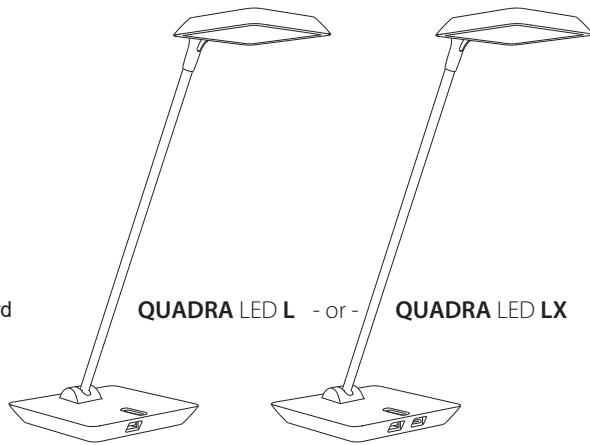
**Caution**

- Do not look directly into the LED lights when lamp is operating.
- Do not direct light at other persons.
- Use only the supplied power adaptor.
- Do not hang, clip or tape any object to the lamp.
- Do not put this unit near any heat source, humid place or under direct sunlight.
- For indoor use only.

Please review these instructions before beginning the installation. Check that the correct components (shown below) were provided with your order. Do not discard the packaging until the product is assembled and functioning.

**Power adaptor**

Quick-connect power cord



QUADRA LED L - or - QUADRA LED LX

**Set-up**

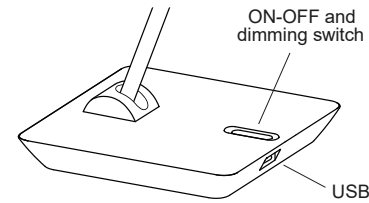
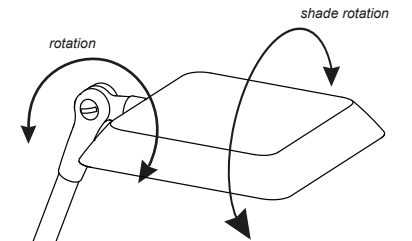
1. Position the task light so that no obstructions prevent arm or lamp movement.
2. Insert the power supply jack into the lamp base.
3. Insert the power supply plug into an independent power outlet.
  - Do not share an outlet with high-power equipment such as printers, copy machines, scanners or computer workstations, which may cause the light to flicker.

**Operation**

1. QUADRA LED L and LX model features a continuous dimming option with memory. Press and release the switch to turn the lamp ON. Press and hold the switch to gradually increase to full brightness. Release the switch when the desired brightness is reached.
2. Press and release the switch to turn the lamp OFF. When turned back ON, the Lamp will illuminate at the previous intensity.
3. To decrease the intensity level, first, increase it to full brightness. Then press and hold the switch to dim it to the desired level. The lamp must first be at its lowest intensity to increase the level again.
4. Aim the light by rotating the arm at the base and the lamp at the top of the arm.

QUADRA LED L has a USB port, QUADRA LED LX has USB and USB-C port, to charge smartphones, tablets and other personal electronics.

QUADRA LED Light has automatic energy saving mode and the lamp will turn off after 12 hours of continuous work. To turn the lamp on just press the switch one time.

**QUADRA LED L****QUADRA LED LX****Specifications**

- Light: 6W LED Nichia type
- CRI: 98
- LED Module Lifespan: 100,000 hours
- Power adapter: direct plug in with type A plug input 100V-240V; output 24V; Power adapter 24W (L model) or 48W (LX model)
- Power cord: quick-connect power supply jack 6F-1.8m
- USB and USB-C output (QUADRA LED LX only) DC5V/2.4A - QC 3.0 Compliant
- Spring Balanced Arm Movement
- Multidirectional Shade
- ETL Certified

QUADRA LED Task Light has an automatic **Energy saving mode** that will turn off the Lamp after **12 hours** of continuous work. To turn the Lamp on, just press the switch one time.



**QUADRA LED** Task Lighting uses highly efficient LED lighting technology that supports Health & Wellbeing. Products with LED technology use less energy and last longer than traditional types of lighting.

Sustainable design

