

ENTRO Setup Instructions



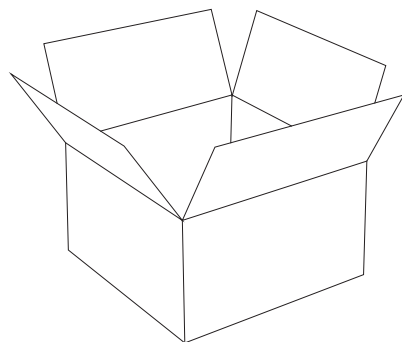
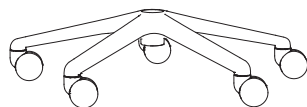
STEP 1 Take the Star Base out of the box and put it on the floor.



STEP 2 Put the Gas Cylinder inside the Star Base.

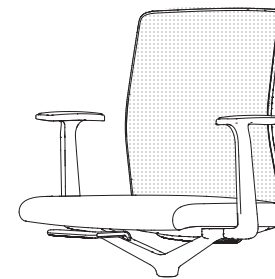


STEP 3 Put the Chair on top of the Gas Cylinder.



HOMEOffice
Complete

ENTRO Setup Instructions



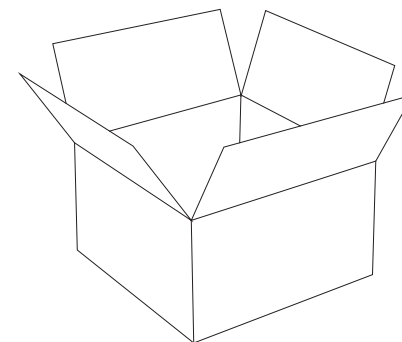
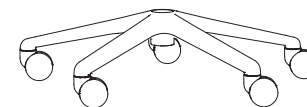
STEP 1 Take the Star Base out of the box and put it on the floor.



STEP 2 Put the Gas Cylinder inside the Star Base.



STEP 3 Put the Chair on top of the Gas Cylinder.



HOMEOffice
Complete