



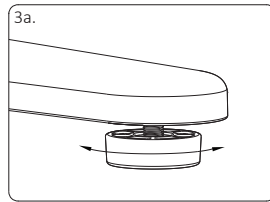
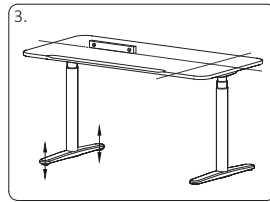
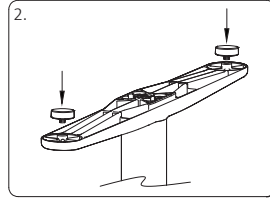
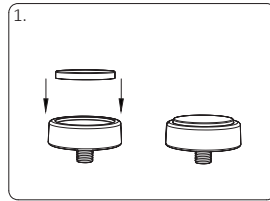
Glide 01 for Carpet floor
Glide 02 for Wood and Marble floor (Felt)
Glide 03 for Concrete floor (Rubber)

- STEP 1.** Remove the backing from double-sided tape and stick the chosen pad into the glide.
- STEP 2.** Turn the desk upside down.
- STEP 3.** Screw in the glides into the desk feet.
- STEP 4.** Flip the desk upright and level the glides as needed.

These glides are an important part of the desk for proper function, stability and floor protection.



2800.400.SFI



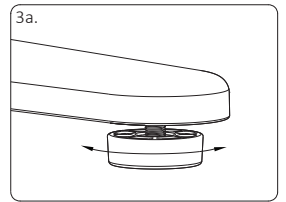
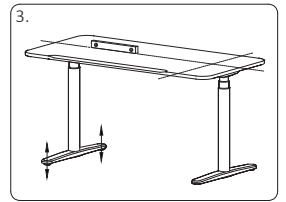
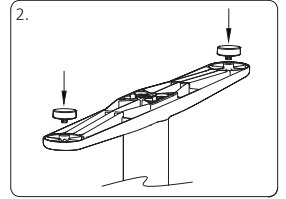
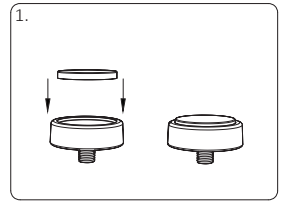
Glide 01 for Carpet floor
Glide 02 for Wood and Marble floor (Felt)
Glide 03 for Concrete floor (Rubber)

- STEP 1.** Remove the backing from double-sided tape and stick the chosen pad into the glide.
- STEP 2.** Turn the desk upside down.
- STEP 3.** Screw in the glides into the desk feet.
- STEP 4.** Flip the desk upright and level the glides as needed.

These glides are an important part of the desk for proper function, stability and floor protection.



2800.400.SFI



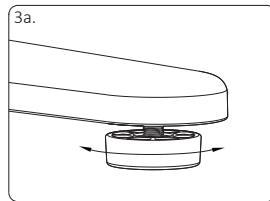
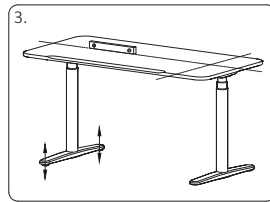
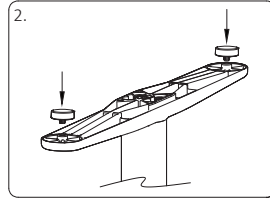
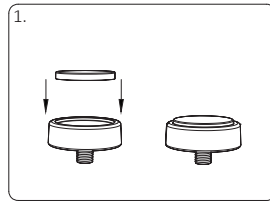
Glide 01 for Carpet floor
Glide 02 for Wood and Marble floor (Felt)
Glide 03 for Concrete floor (Rubber)

- STEP 1.** Remove the backing from double-sided tape and stick the chosen pad into the glide.
- STEP 2.** Turn the desk upside down.
- STEP 3.** Screw in the glides into the desk feet.
- STEP 4.** Flip the desk upright and level the glides as needed.

These glides are an important part of the desk for proper function, stability and floor protection.



2800.400.SFI



Glide 01 for Carpet floor
Glide 02 for Wood and Marble floor (Felt)
Glide 03 for Concrete floor (Rubber)

- STEP 1.** Remove the backing from double-sided tape and stick the chosen pad into the glide.
- STEP 2.** Turn the desk upside down.
- STEP 3.** Screw in the glides into the desk feet.
- STEP 4.** Flip the desk upright and level the glides as needed.

These glides are an important part of the desk for proper function, stability and floor protection.



2800.400.SFI

